



CONTENTS

- I. Truxtun: History and Architecture 1
 - A. Brief Overview of the City and the Historic Districts1
 - 1. General Portsmouth History.....1
 - 2. Portsmouth’s Historic Districts.....2
 - B. Truxtun Historic District Character.....4
 - 1. General Truxtun History.....4
 - 2. Streetscape Character5
 - 3. Site Character5
 - 4. Architectural Character6
 - C. Truxtun House Types.....7
 - 1. Type 17
 - 2. Type 27
 - 3. Type 37
 - 4. Type 48
 - 5. Type 58
 - 6. Type 68
 - 7. Type 78
- II. Planning Your Preservation Project 9
 - A. Preservation in Portsmouth.....9
 - B. Historic Districts Ordinance..... 10
 - 1. Historic Districts Zoning.....10
 - 2. Historic Preservation Commission12
 - 3. Levels of Review12
 - 4. Appeal of the Decision of the HPC.....12
 - C. The Historic District Design Guidelines..... 13
















CONTENTS

- II. Planning Your Preservation Project *continued*
 - D. Defining Your Preservation Project 14
 - 1. Preservation 14
 - 2. Rehabilitation 14
 - 3. Restoration 14
 - 4. Reconstruction 14
 - 5. Remodeling 14
 - E. Maintenance and Rehabilitation 15
 - 1. Required Maintenance 15
 - 2. Secretary of the Interior’s Standards for Rehabilitation 16
 - F. Health and Safety Considerations 17
 - 1. Planning Steps 17
 - 2. Lead Paint 17
 - 3. Asbestos 17
 - G. Green Design and Sustainable Development 18
 - H. Federal, State and Local Incentives 19
 - 1. Rehabilitation Tax Credits 19
 - a. Virginia Program 20
 - b. Federal Program 21
 - 2. Local Incentives 22
 - a. Real Estate Tax Exemption 22
 - b. Portsmouth Redevelopment and Housing Authority (PHRA) Programs 22



CONTENTS

- III. Guidelines for Site Design 23
 - A. Introduction23
 - B. Walkways and Driveways24
 -  Inappropriate Treatments.....24
 -  Guidelines24
 - C. Sheds and Garages25
 -  Inappropriate Treatments.....25
 -  Guidelines25
 - D. Plantings and Trees.....26
 -  Inappropriate Treatments.....26
 -  Guidelines26
 - E. Fences.....27
 -  Inappropriate Treatments.....27
 -  Guidelines27
 - F. Lighting28
 -  Inappropriate Treatments.....28
 -  Guidelines28
 - G. Mechanical and Utilities Screening29
 -  Inappropriate Treatments.....29
 -  Guidelines29
 - H. Accessibility30
 -  Guidelines30



















CONTENTS

IV. Guidelines for Existing Structures: Elements	31
A. Introduction	31
B. Foundations.....	32
<input checked="" type="checkbox"/> Maintenance.....	32
<input checked="" type="checkbox"/> Inappropriate Treatments.....	32
<input checked="" type="checkbox"/> Guidelines	32
C. Roofs.....	33
<input checked="" type="checkbox"/> Maintenance.....	33
<input checked="" type="checkbox"/> Inappropriate Treatments.....	35
<input checked="" type="checkbox"/> Guidelines	35
D. Gutters.....	36
<input checked="" type="checkbox"/> Maintenance.....	36
<input checked="" type="checkbox"/> Inappropriate Treatments.....	36
<input checked="" type="checkbox"/> Guidelines	36
E. Windows.....	37
1. History and Benefits of Historic Wooden Windows.....	37
2. Energy Conservation and Heat Loss.....	38
3. Replacement Window Fact Sheet.....	40
<input checked="" type="checkbox"/> Maintenance.....	42
<input checked="" type="checkbox"/> Inappropriate Treatments.....	42
<input checked="" type="checkbox"/> Guidelines	43
F. Shutters.....	45
<input checked="" type="checkbox"/> Inappropriate Treatments.....	45
<input checked="" type="checkbox"/> Guidelines	45
G. Doors.....	46
<input checked="" type="checkbox"/> Inappropriate Treatments.....	46
<input checked="" type="checkbox"/> Guidelines	46



CONTENTS

- H. Porches47
 -  Inappropriate Treatments.....47
 -  Guidelines47
- I. Trim48
 -  Guidelines48
- V. Guidelines for Existing Structures: Materials 49
 - A. Introduction49
 - B. Wood.....49
 -  Maintenance50
 -  Inappropriate Treatments.....50
 -  Guidelines50
 - C. Masonry.....51
 -  Maintenance51
 -  Inappropriate Treatments.....53
 -  Guidelines53
 - D. Metal54
 -  Maintenance54
 - E. Substitute Materials.....55
 - 1. Vinyl and Aluminum Siding55
 -  Maintenance55
 -  Inappropriate Treatments.....56
 -  Guidelines56
 - 2. Cementitious Siding.....57
 -  Maintenance57
 -  Inappropriate Treatments.....57
 -  Guidelines57



CONTENTS

- V. Guidelines for Existing Structures: Materials *continued*
 - 3. Composite Trim Materials58
 -  Maintenance58
 -  Inappropriate Treatments.....58
 -  Guidelines58
 - F. Paint59
 -  Maintenance59
 -  Inappropriate Treatments.....60
 -  Guidelines60
- VI. Guidelines for New Construction and Additions 61
 - A. Introduction 61
 - B. Setback62
 -  Guidelines62
 - C. Orientation.....62
 -  Guidelines62
 - D. Spacing63
 -  Guidelines63
 - E. Massing..... 64
 -  Guidelines 64
 - F. Complexity of Form..... 64
 -  Guidelines 64
 - G. Height, Width and Scale.....65
 -  Guidelines65
 - H. Directional Expression.....65
 -  Guidelines65
 - I. Roof Form and Materials.....66
 -  Guidelines66



CONTENTS

- J. Doors and Windows67
 - Inappropriate Treatments.....68
 - Guidelines68
- K. Porches70
 - Guidelines70
- L. Foundation71
 - Guidelines71
- M. Materials72
 - Inappropriate Treatments.....72
 - Guidelines72
- N. Color.....73
- O. Additions.....74
 - Inappropriate Treatments.....74
 - Guidelines74
 - 1. Function74
 - 2. Location74
 - 3. Attachment to Existing Building74
 - 4. Size74
 - 5. Orientation74
 - 6. Roof line and Roof Pitch.....74
 - 7. Design74



CONTENTS

VII. Guidelines for Demolition and Moving.....	75
A. Introduction	75
B. Demolition.....	76
1. Zoning Ordinance Criteria.....	76
2. Other Criteria.....	76
<input checked="" type="checkbox"/> Guidelines	77
C. Moving.....	77
1. Zoning Ordinance Criteria.....	77
2. Other Criteria.....	78
<input checked="" type="checkbox"/> Guidelines	78
Appendices	79
A. Approval Matrix.....	79
B. Certificate of Approval Process Flow Chart.....	85
C. Maintenance Checklist.....	87
D. Historic Preservation Commission New Construction Checklist.....	89
E. Glossary	91
F. References and Resources	93